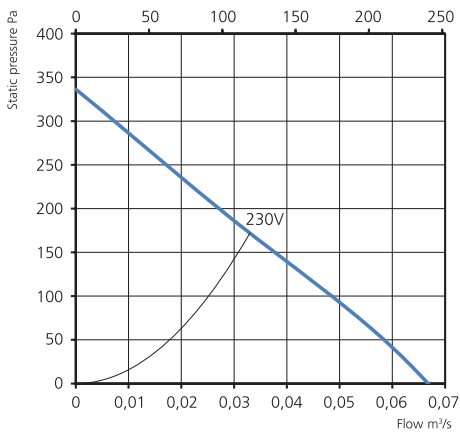


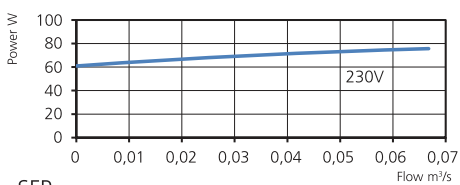


- Exhaust wall fan with circular inlet connection.
- Designed for mounting on external wall.
- Impeller with backward curved blades.
- The external rotor motor has maintenance-free sealed ball-bearings.
- Integrated motor protection.
- Junction box has enclosure class IP 54.
- For speed control a transformer or electronic speed controller can be connected.
- Fan housing is manufactured from galvanized sheet steel.
- Black painted for high durability.
- To comply with the ErP 2018 regulation, a local demand controller must be used.

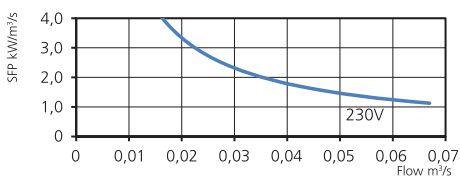
PRESSURE/FLOW



POWER/FLOW



SFP



TECHNICAL DATA

Voltage	230 V
Frequency	50 Hz (60 Hz)
Phase	1 ~
Current	0,34 A
Power	76 W
Speed	2490 r.p.m.
Max. temp of transported air	60 °C
Sound pressure level, 3 m	63 dB(A)
Weight	3,4 kg
Enclosure class	44 IP
Wiring diagram	4040001

ACCESSORIES

- Back draught shutter RSK 100
- Silencer LDC 100
- Transformer controller VRTE C
- Transformer controller VRDE 1.5
- Speed controller VRS 0.5
- Local Demand Controller Kit

SOUND DATA

	L_{wa} tot dB (A)	63	125	250	500	1K	2K	4K	8K
Surrounding 230 V	70	39	45	58	65	66	64	58	48
Inlet 230 V	74	63	59	65	68	70	65	59	52

MORE INFORMATION



Find out the latest updated information about this product by visiting www.ostberg.com or scanning this QR code.

DIMENSIONS (mm)

